

GRADE 7

INPUT AND OUTPUT DEVICES

In this lesson we will recap: Input and Output Devices and some examples of input and output devices

Read the following conversation.

Jyoti [holding a Marigold flower]: Moz, This flower from my garden is for you.



Tejas [holding a printout of a painting]: Moz, This painting from the computer is for you.

Moz: Thanks. The plant takes in the water and gives out flowers.

Taking in is called “Input”. Giving out is called “Output”. Water is the input and flowers are the output for the plant. Can you give an example of input and output for a computer?

Tejas: When I draw using a mouse, it is an input to the computer. When the computer gives the printout, it is the output.



Moz: Correct. What did you use to give the command to print?

Tejas: The mouse. I clicked on the Print icon.

Moz: The command given using the mouse is input. So mouse is an input device.



Input devices allow us to send information to the computer. Input is usually given by clicking the mouse or typing on the keyboard.

Moz: From which device did you get the output?

Jyoti: Printer! So printer must be the output device.

Output devices allow us to receive information from the computer. Output may be printouts from the printer, sounds on the speaker, or images on the monitor.



Tejas: Whatever we type using the keyboard, appears on the monitor. So the keyboard is an input device and the monitor is the output device.

Moz: Right, the commands you type are the input and what you see on the monitor is the output.




Jyoti: When we paint using the computer, the painting can be seen on the monitor. So the Paint actions that we do using the mouse are input. The painting shown on the monitor is the output.

Moz: Yes. The mouse pointer, words, numbers, painting, and everything that is seen on the monitor is output from the computer.

Moz [plays a song on the computer]: Now tell me what is the input and output?

Tejas: The song that we hear is the output.



Jyoti: We hear the songs from the speakers. So speakers are the output device.

Moz: Correct. What about the input?

Jyoti: You clicked on the song icon using the mouse. This clicking is the input.

Tejas: So the mouse is the input device.

Jyoti: During holidays, I saw a movie on the computer. The picture was on the monitor and the sound was through the speakers. That means, both the monitor and the speakers were giving the output at the same time!

Moz: You are right.

Moz disconnects the keyboard and asks Tejas to type his name on the keyboard.

Tejas: I don't see my name on the monitor. The CPU is not able to receive the input as the keyboard is disconnected. So there is no output on the monitor.

Moz: Correct. Suppose input or output is not working what should we do?

Tejas: Check if all the devices are connected to CPU or not!

Moz: Good. So now you know that:

- Keyboard and Mouse are input devices.
- Monitor, Speakers and Printer are output devices.
- Any device has to be connected to the CPU to receive or send information.
- CPU controls all the connected input and output devices.



The CPU is neither an input nor an output device. It only processes the information given by the input devices and sends the result to the output devices.





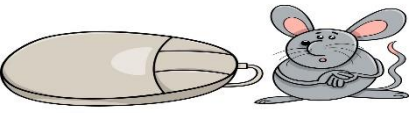
Moz: What are the dos and don'ts when we use these devices?

Jyoti: Sit straight. Keep a distance from monitor.



Moz: Yes, and there are some more exercises that we should do. We will learn about these next week. Chin Chinaki.

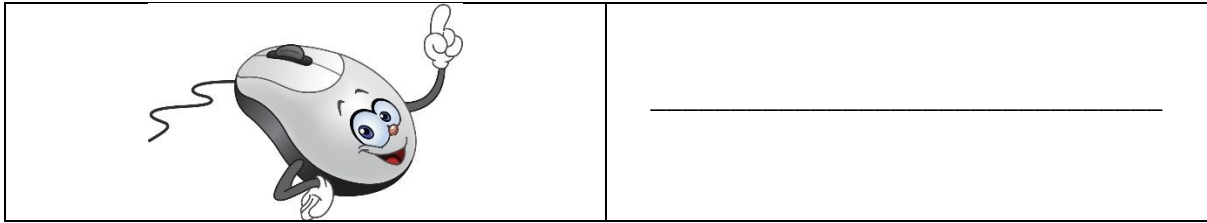
Activity

Question 1: Match the computer parts.

	Printer
	Microphone
	Mouse
	Joystick
	Webcam







Question 2: Name the following:

	_____
	_____



Question 3: Babu wants to attach all the additional parts of the computer to the basic parts of the computer but doesn't know the way can you guide him? [Draw a picture and label additional parts]

Question 4: Sort which are the input and output devices of the computer and write their names.

 <hr/> <p>(Input/Output)</p>	 <hr/> <p>(Input/Output)</p>
 <hr/> <p>(Input/Output)</p>	 <hr/> <p>(Input/Output)</p>
 <hr/> <p>(Input/Output)</p>	 <hr/> <p>(Input/Output)</p>

Question 5: Answer True or False:

- A. Your eyes are input devices of your body. True / False.
- B. Petrol is an output for a vehicle running on the road. True / False
- C. The computer uses an output device to show us something. True / False.
- D. We use input devices to tell the computer what to do. True / False

Question 6: The following are names of output devices. Fill in the blanks to identify them.

- a. M _ _ n _ _ _ o _ _
- b. _ _ r _ _ n _ _ _ r
- c. S _ _ e _ _ k _ _ r